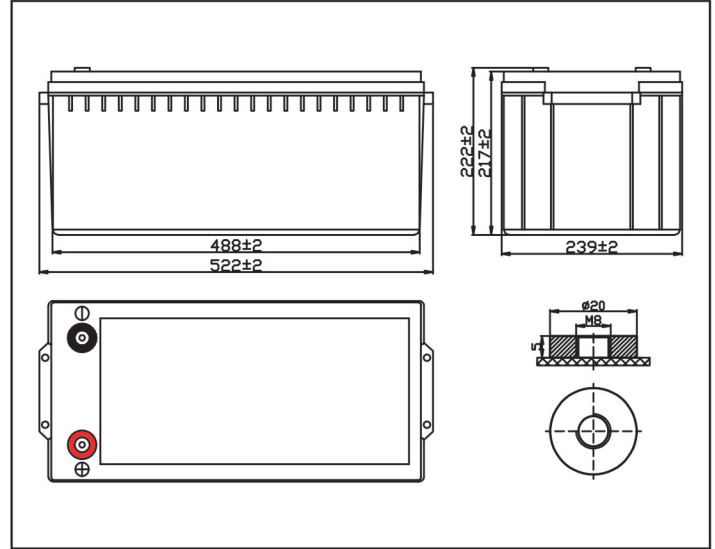


## MODEL: OT200-12 PLUS (VRLA GEL)/CD



### Plane Chart:

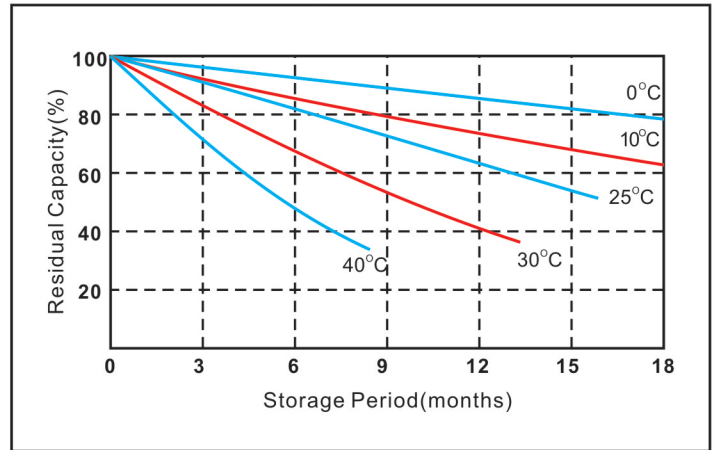
Unit:(mm) Terminal type:(T3)



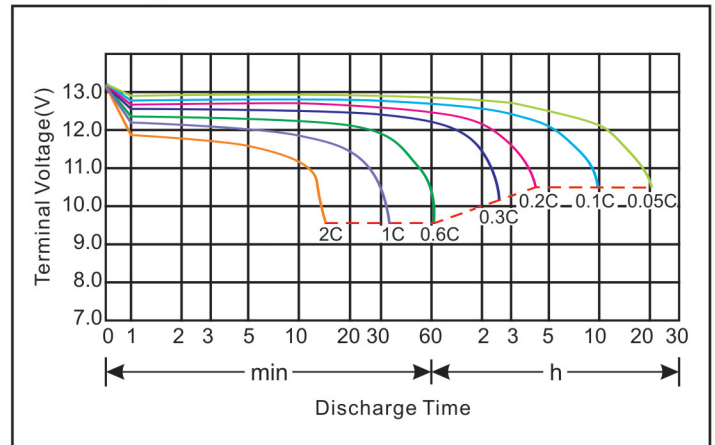
### Parameter Chart:

| Volts                            |                                  | 12V  |  |
|----------------------------------|----------------------------------|--|--|
| Capacity(25°C)                   | 10 hours rate (20A)              | 200Ah  |  |
| Discharge Current Testing (25°C) | 1 hours rate (110A)              | 123Ah  |  |
|                                  | 3 hours rate (50A)               | 165Ah  |  |
| Internal Resistance              | Full Charged Battery 25°C        | 3.4mΩ  |  |
| Capacity Affected By Temperature | 40°C                             | 104%   |  |
|                                  | 25°C                             | 100%   |  |
|                                  | 0°C                              | 83%  |  |
|                                  | -15°C                            | 65%  |  |
| Residual Capacity (25°C)         | Capacity After 3 Months Storage  | 91%  |  |
|                                  | Capacity After 6 Months Storage  | 82%  |  |
|                                  | Capacity After 12 Months Storage | 65%  |  |
| Charge (Constant Voltage)        | Cycle (25°C)                     | Initial Charging Current Less Than 60A<br>Voltage 14.5~14.9V |  |
|                                  | Float (25°C)                     | Charge Voltage 13.6~13.8V                                    |  |
| Weight (Approx)                  |                                  | 60.2Kg   |  |

### Residual Capacity



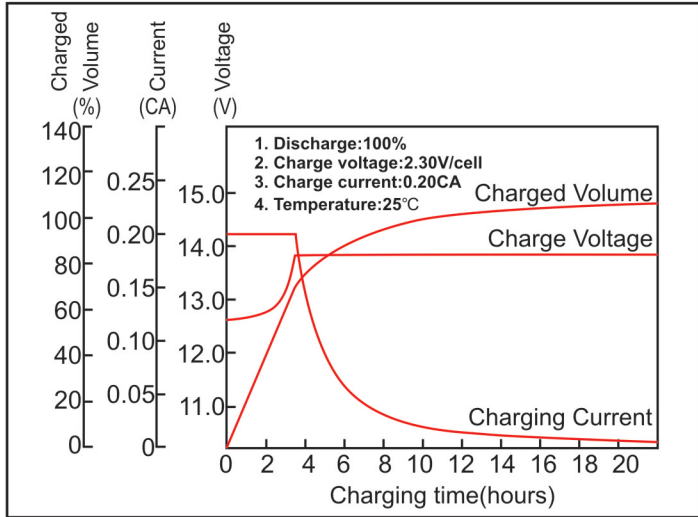
### Discharge Current 25°C



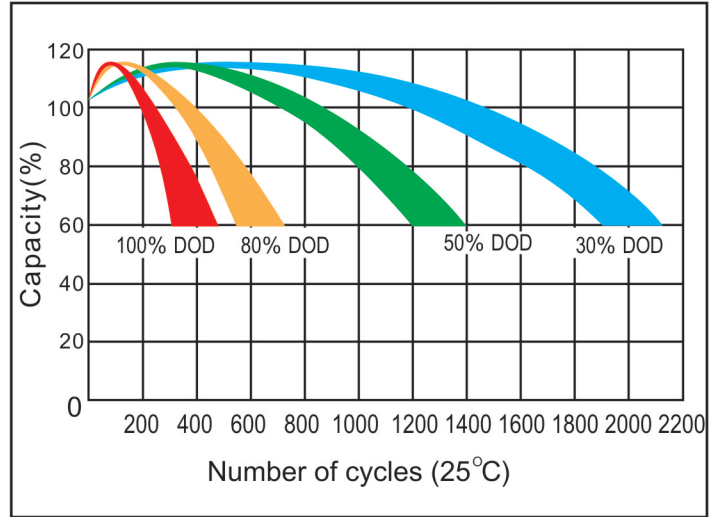
★The above are average and data obtained from the first 3 charge/discharge cycles. These are not minimum values.

**MODEL: OT200-12 PLUS (VRLA GEL)/CD**

**Constant voltage charging characteristics**



**Cycle service life in relation to the depth of discharge**



**Constant Current Discharge Characteristics (A, 25°C)**

| F.V/Time | 15min | 30min | 60min | 2h   | 3h   | 4h   | 5h   | 8h   | 10h  | 20h  |
|----------|-------|-------|-------|------|------|------|------|------|------|------|
| 9.60V    | 301.5 | 207.9 | 123.4 | 72.4 | 54.5 | 41.4 | 37.8 | 25.7 | 20.3 | 10.4 |
| 10.2V    | 289.5 | 200.0 | 119.3 | 71.3 | 53.0 | 40.9 | 36.6 | 25.1 | 20.2 | 10.3 |
| 10.5V    | 276.5 | 195.0 | 115.2 | 70.7 | 52.6 | 40.6 | 36.3 | 24.6 | 20.1 | 10.3 |
| 10.8V    | 265.4 | 190.1 | 110.5 | 69.8 | 51.9 | 39.4 | 35.9 | 24.1 | 20.0 | 10.2 |

**Constant Power Discharge Characteristics (Watt, 25°C)**

| F.V/Time | 15min  | 30min  | 60min  | 2h    | 3h    | 4h    | 5h    | 8h    | 10h   | 20h   |
|----------|--------|--------|--------|-------|-------|-------|-------|-------|-------|-------|
| 9.60V    | 3256.2 | 2332.4 | 1357.4 | 837.5 | 632.6 | 487.1 | 439.6 | 293.0 | 239.6 | 122.8 |
| 10.2V    | 3184.5 | 2239.4 | 1336.2 | 824.7 | 622.7 | 481.1 | 432.6 | 288.7 | 238.5 | 121.8 |
| 10.5V    | 3069.2 | 2187.9 | 1301.8 | 817.7 | 617.8 | 477.2 | 428.7 | 287.8 | 237.6 | 120.8 |
| 10.8V    | 2972.5 | 2127.5 | 1259.7 | 807.8 | 610.8 | 463.3 | 424.7 | 284.4 | 236.8 | 120.8 |

**Capacity Factors With Different Temperature**

| Battery Type |     | -20°C | -10°C | 0°C | 5°C | 10°C | 20°C | 25°C | 30°C | 40°C | 45°C |
|--------------|-----|-------|-------|-----|-----|------|------|------|------|------|------|
| GEL Battery  | 12V | 50%   | 70%   | 83% | 85% | 90%  | 98%  | 100% | 102% | 104% | 105% |

★The above are average and data obtained from the first 3 charge/discharge cycles. These are not minimum values.